

# 2021-22 Start Strong Summary Results

**District: Monmouth Beach Boro**

**Date: December 2021**

# Table of Contents

- Section 1: District Analysis - pg. 3
- Section 2: Demographic Analysis - pg. 10

# Section 1

## District Analysis

# MONMOUTH BEACH BORO

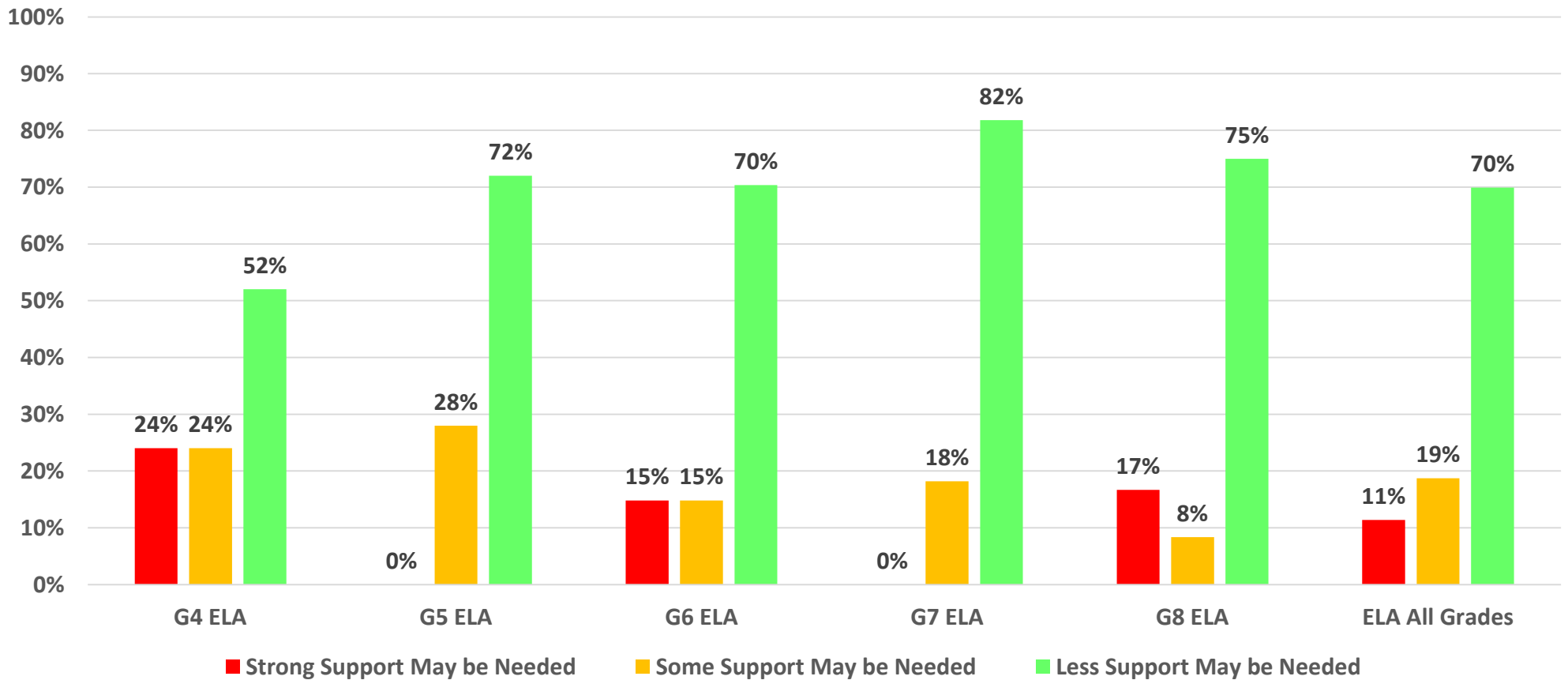
## 2021-22 Fall Start Strong ELA/Language Arts

Grade	Total # students Tested	Support Levels					
		Strong Support May be Needed (Level 1)		Some Support May be Needed (Level 2)		Less Support May be Needed (Level 3)	
		2021-22	2021-22	2021-22	2021-22	2021-22	2021-22
		# of students	% of total	# of students	% of total	# of students	% of total
4	25	6	24%	6	24%	13	52%
5	25	0	0%	7	28%	18	72%
6	27	4	15%	4	15%	19	70%
7	22	0	0%	4	18%	18	82%
8	24	4	17%	2	8%	18	75%
<b>All Grades</b>	<b>123</b>	<b>14</b>	<b>11%</b>	<b>23</b>	<b>19%</b>	<b>86</b>	<b>70%</b>

# MONMOUTH BEACH BORO

## 2021-22 Fall Start Strong ELA/Language Arts

Distribution by Achievement Level



# MONMOUTH BEACH BORO

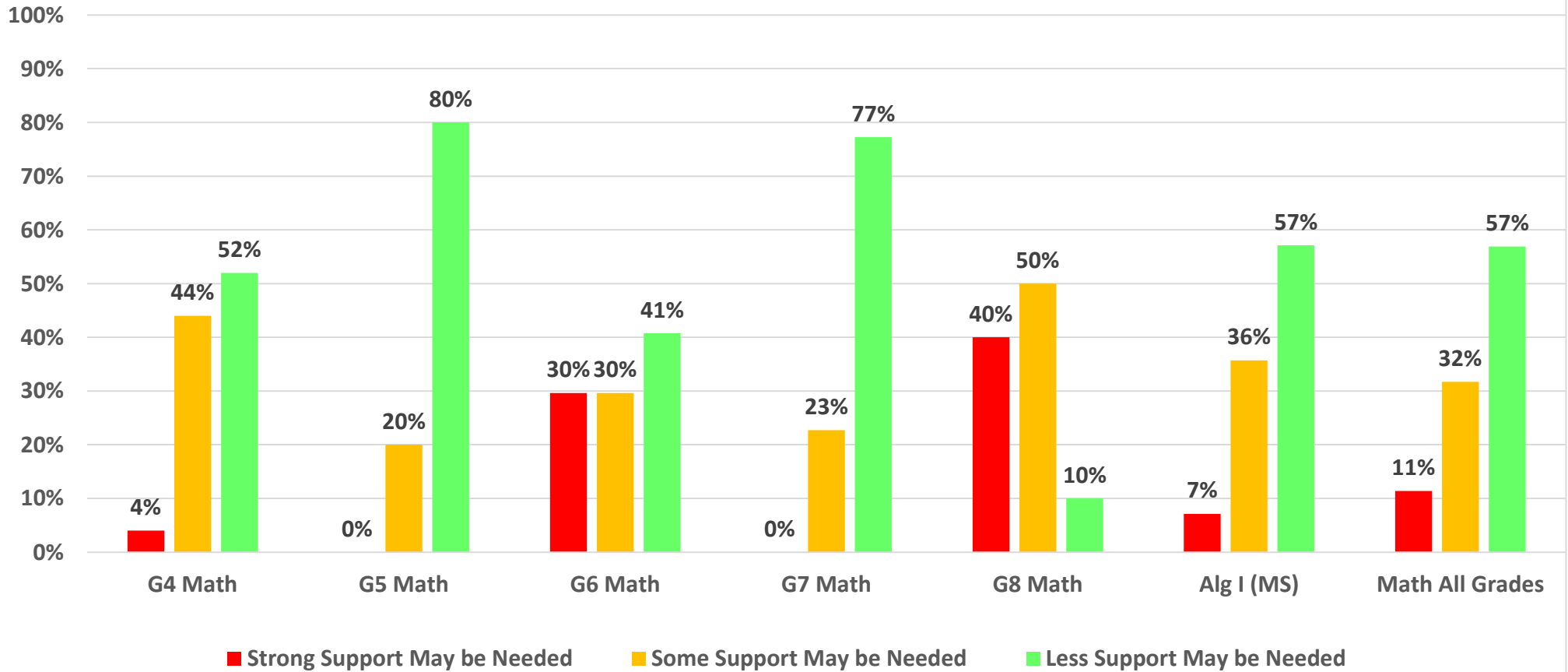
## 2021-22 Fall Start Strong Mathematics

Grade	Total # students Tested	Support Levels					
		Strong Support May be Needed (Level 1)		Some Support May be Needed (Level 2)		Less Support May be Needed (Level 3)	
		2021-22	2021-22	2021-22	2021-22	2021-22	2021-22
		# of students	% of total	# of students	% of total	# of students	% of total
4	25	1	4%	11	44%	13	52%
5	25	0	0%	5	20%	20	80%
6	27	8	30%	8	30%	11	41%
7	22	0	0%	5	23%	17	77%
8	10	4	40%	5	50%	1	10%
Alg I (MS)	14	1	7%	5	36%	8	57%
<b>All Grades</b>	<b>123</b>	<b>14</b>	<b>11%</b>	<b>39</b>	<b>32%</b>	<b>70</b>	<b>57%</b>

# MONMOUTH BEACH BORO

## 2021-22 Fall Start Strong Mathematics

Distribution by Achievement Level



# MONMOUTH BEACH BORO

## 2021-22 Fall Start Strong Science

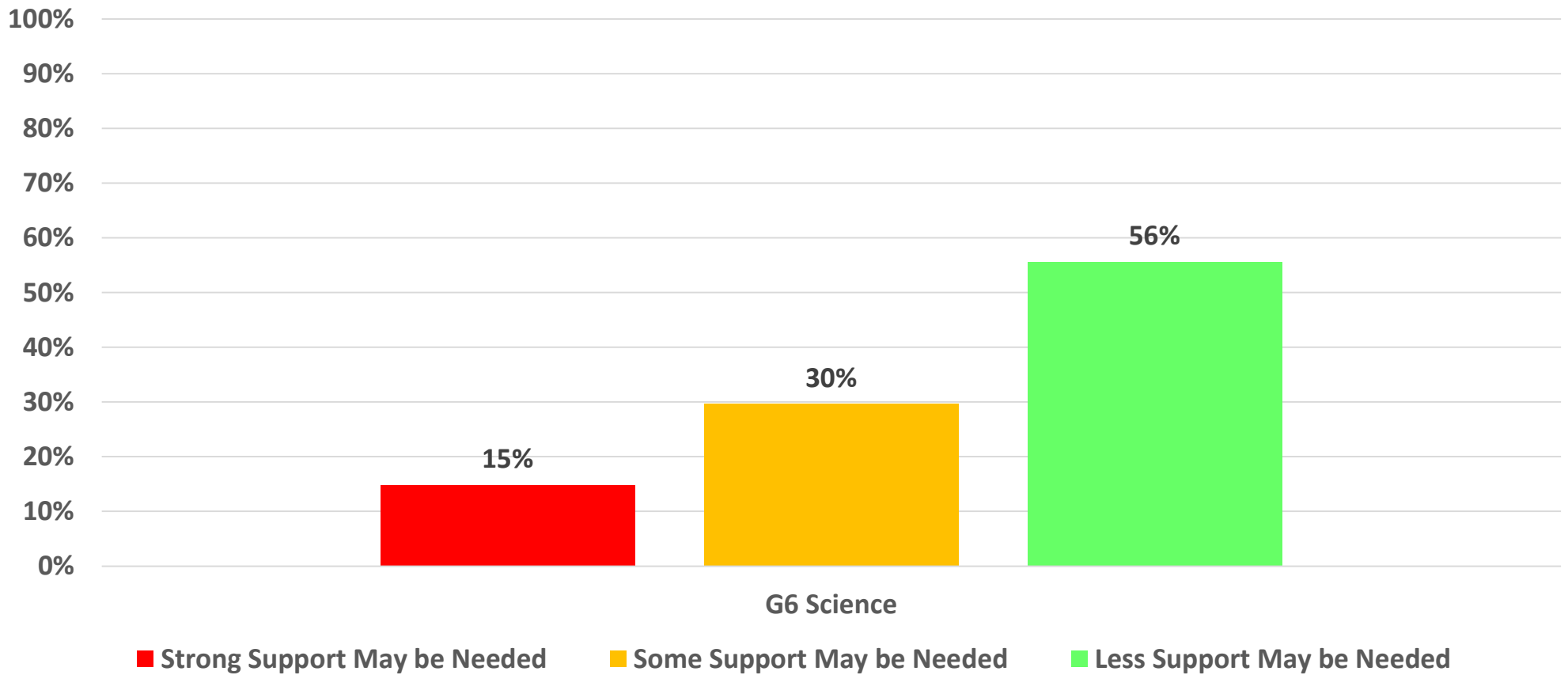
Grade	Total # students Tested	Support Levels					
		Strong Support May be Needed (Level 1)		Some Support May be Needed (Level 2)		Less Support May be Needed (Level 3)	
		2021-22	2021-22	2021-22	2021-22	2021-22	2021-22
		# of students	% of total	# of students	% of total	# of students	% of total
6	27	4	15%	8	30%	15	56%



# MONMOUTH BEACH BORO

## 2021-22 Fall Start Strong Science

Distribution by Achievement Level



# Section 2

## Demographic Analysis

# MONMOUTH BEACH BORO

## 2021-22 Fall Start Strong Performance by Subgroup **Gender**

### ELA/Language Arts

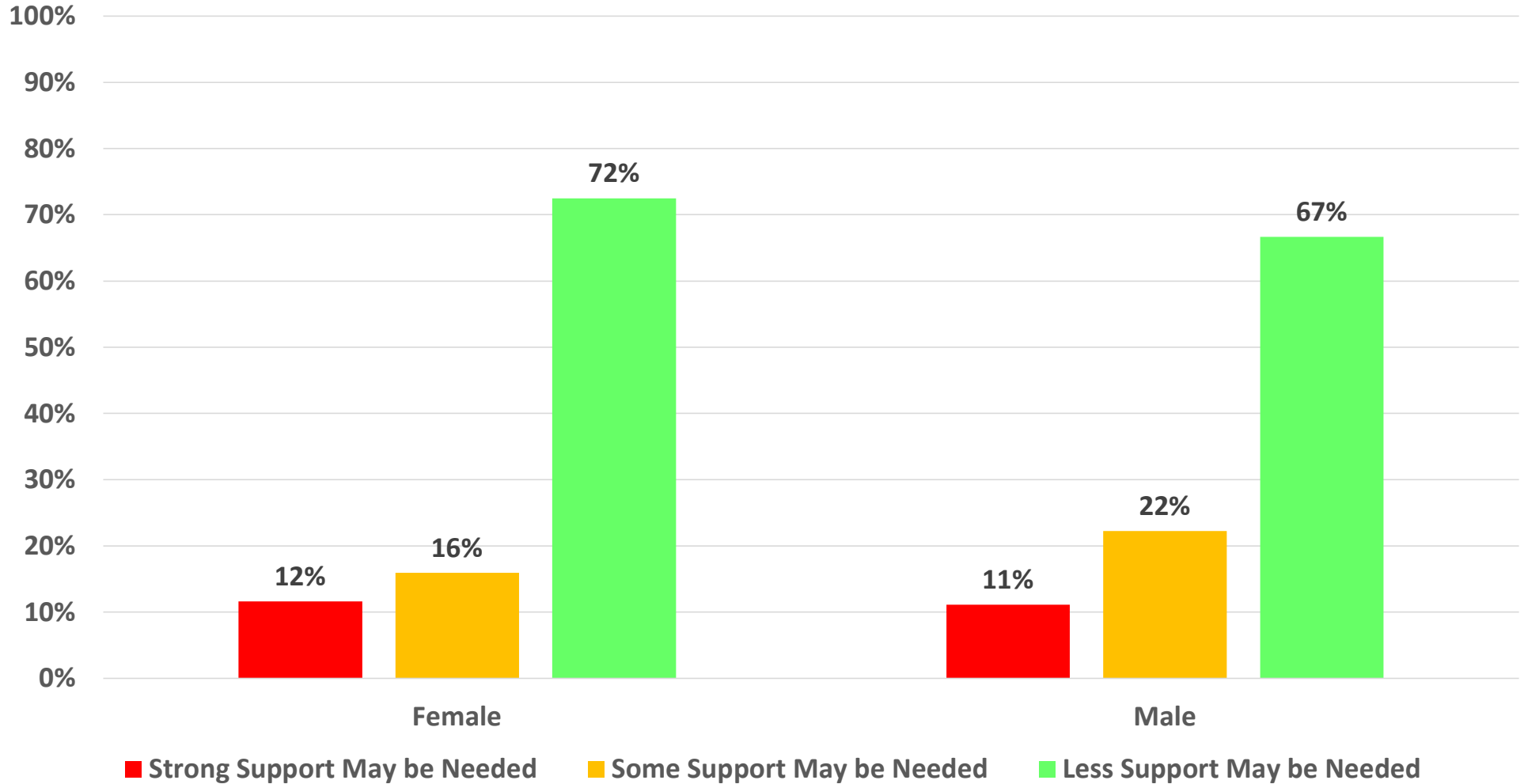
Grade Band	Race	Total # students Tested	% of students Tested	Support Levels					
				Strong Support May be Needed (Level 1)		Some Support May be Needed (Level 2)		Less Support May be Needed (Level 3)	
				2021-22	2021-22	2021-22	2021-22	2021-22	2021-22
				# of students	% of total	# of students	% of total	# of students	% of total
ES (G4-G5)	Female	30	60%	4	13%	8	27%	18	60%
	Male	20	40%	2	10%	5	25%	13	65%
	<i>All Students</i>	50		6	12%	13	26%	31	62%
MS (G6-G8)	Female	39	53%	4	10%	3	8%	32	82%
	Male	34	47%	4	12%	7	21%	23	68%
	<i>All Students</i>	73		8	11%	10	14%	55	75%
All Grades	Female	69	56%	8	12%	11	16%	50	72%
	Male	54	44%	6	11%	12	22%	36	67%
	<i>All Students</i>	123		14	11%	23	19%	86	70%

# MONMOUTH BEACH BORO

## 2021-22 Fall Start Strong Performance by Subgroup Gender

### ELA/Language Arts

Distribution by Achievement Level (All Grades)



# MONMOUTH BEACH BORO

## 2021-22 Fall Start Strong Performance by Subgroup **Gender**

### Mathematics

Grade Band	Race	Total # students Tested	% of students Tested	Support Levels					
				Strong Support May be Needed (Level 1)		Some Support May be Needed (Level 2)		Less Support May be Needed (Level 3)	
				2021-22	2021-22	2021-22	2021-22	2021-22	2021-22
				# of students	% of total	# of students	% of total	# of students	% of total
ES (G4-G5)	Female	30	60%	1	3%	11	37%	18	60%
	Male	20	40%	0	0%	5	25%	15	75%
	<i>All Students</i>	50		1	2%	16	32%	33	66%
MS (G6-G8)	Female	39	53%	9	23%	10	26%	20	51%
	Male	34	47%	4	12%	13	38%	17	50%
	<i>All Students</i>	73		13	18%	23	32%	37	51%
All Grades	Female	69	56%	10	14%	21	30%	38	55%
	Male	54	44%	4	7%	18	33%	32	59%
	<i>All Students</i>	123		14	11%	39	32%	70	57%

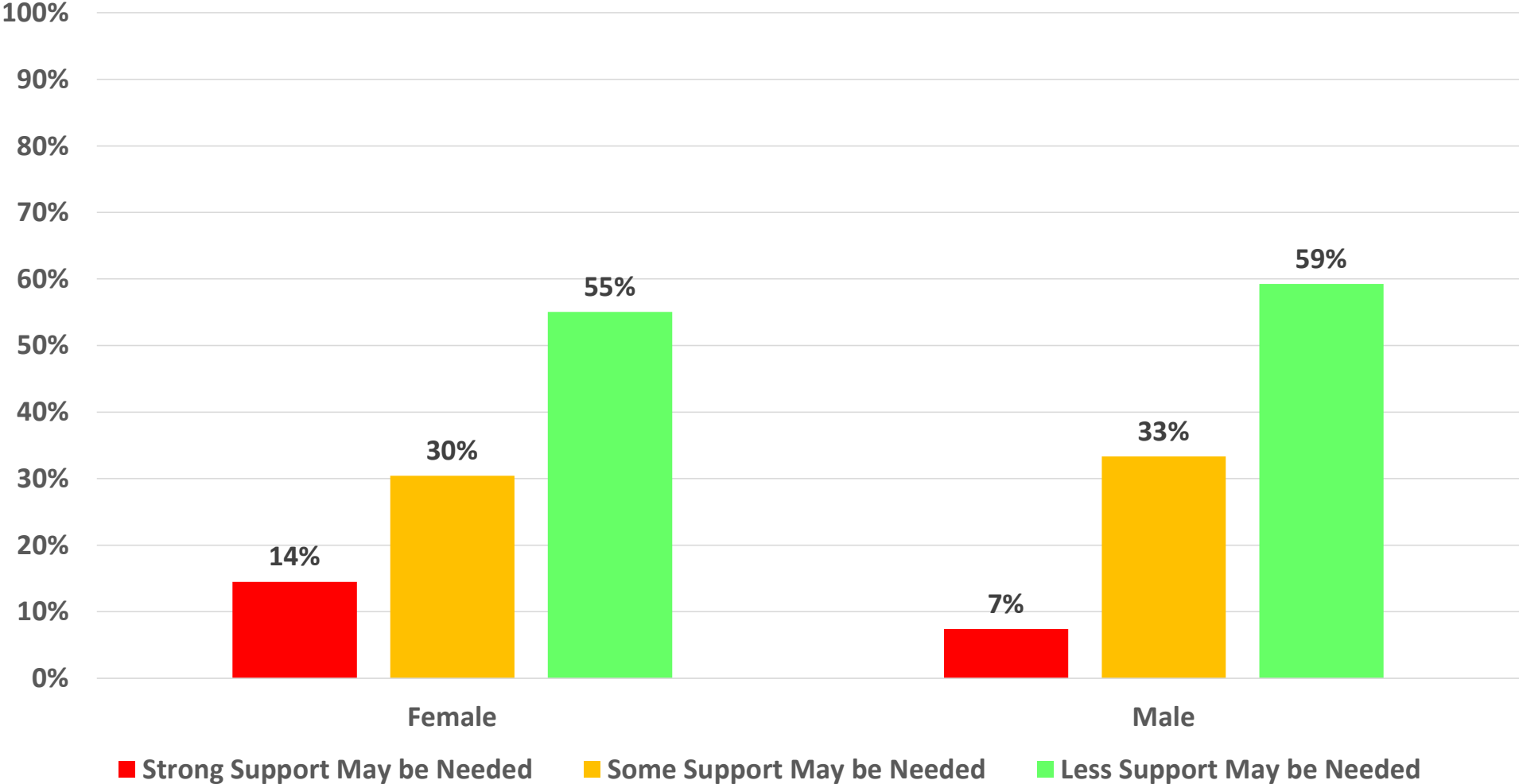
Middle School (MS) Grade Band includes any Algebra I or Geometry results taken in Middle School

# MONMOUTH BEACH BORO

## 2021-22 Fall Start Strong Performance by Subgroup Gender

### Mathematics

Distribution by Achievement Level (All Grades)



# MONMOUTH BEACH BORO

## 2021-22 Fall Start Strong Performance by Subgroup Gender

### Science

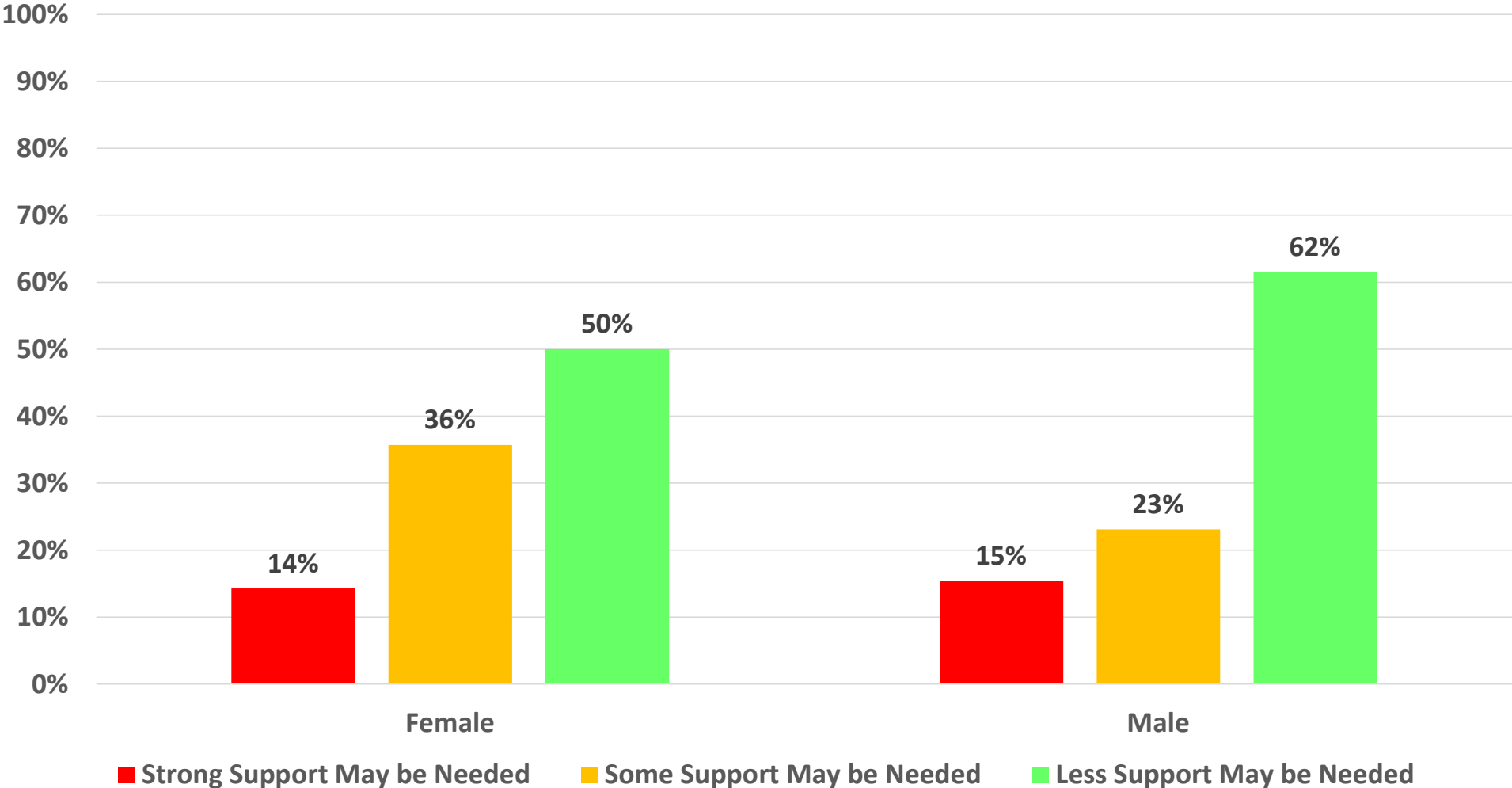
Grade Band	Race	Total # students Tested	% of students Tested	Support Levels					
				Strong Support May be Needed (Level 1)		Some Support May be Needed (Level 2)		Less Support May be Needed (Level 3)	
				2021-22	2021-22	2021-22	2021-22	2021-22	2021-22
				# of students	% of total	# of students	% of total	# of students	% of total
MS (G6-G8)	Female	14	52%	2	14%	5	36%	7	50%
	Male	13	48%	2	15%	3	23%	8	62%
	All Students	27		4	15%	8	30%	15	56%

# MONMOUTH BEACH BORO

## 2021-22 Fall Start Strong Performance by Subgroup Gender

### Science

Distribution by Achievement Level (MS)





**MONMOUTH BEACH BORO**  
**2021-22 Fall Start Strong Performance by Subgroup Program**  
**ELA/Language Arts**

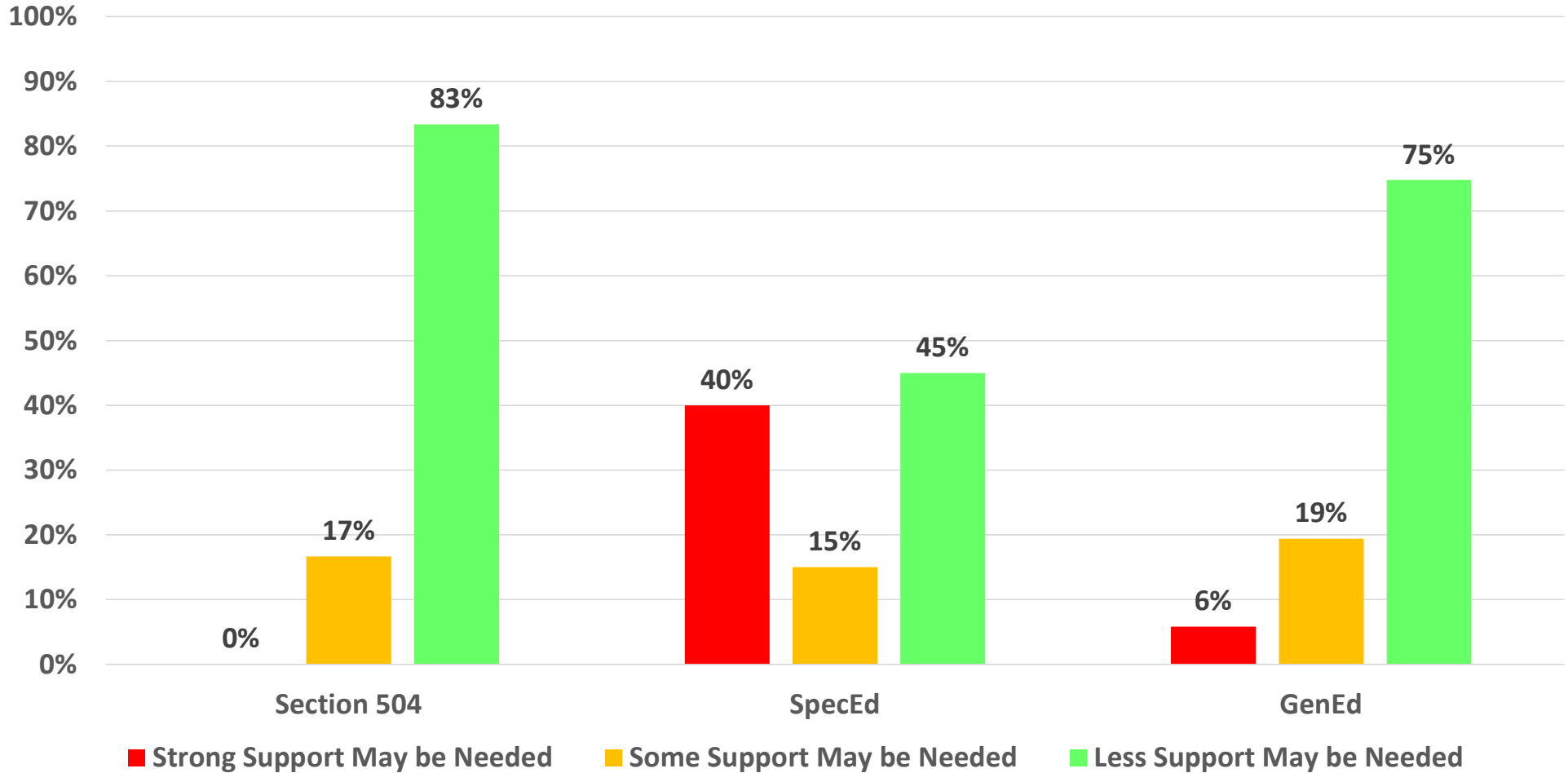
Grade Band	Race	Total # students Tested	% of students Tested	Support Levels					
				Strong Support May be Needed (Level 1)		Some Support May be Needed (Level 2)		Less Support May be Needed (Level 3)	
				2021-22	2021-22	2021-22	2021-22	2021-22	2021-22
				# of students	% of total	# of students	% of total	# of students	% of total
ES (G4-G5)	Section 504	4	8%	0	0%	0	0%	4	100%
	SpecEd	9	18%	2	22%	1	11%	6	67%
	GenEd	41	82%	4	10%	12	29%	25	61%
	<i>All Students</i>	50		6	12%	13	26%	31	62%
MS (G6-G8)	Section 504	2	3%	0	0%	1	50%	1	50%
	SpecEd	11	15%	6	55%	2	18%	3	27%
	GenEd	62	85%	2	3%	8	13%	52	84%
	<i>All Students</i>	73		8	11%	10	14%	55	75%
All Grades	<b>Section 504</b>	<b>6</b>	<b>5%</b>	<b>0</b>	<b>0%</b>	<b>1</b>	<b>17%</b>	<b>5</b>	<b>83%</b>
	<b>SpecEd</b>	<b>20</b>	<b>16%</b>	<b>8</b>	<b>40%</b>	<b>3</b>	<b>15%</b>	<b>9</b>	<b>45%</b>
	<b>GenEd</b>	<b>103</b>	<b>84%</b>	<b>6</b>	<b>6%</b>	<b>20</b>	<b>19%</b>	<b>77</b>	<b>75%</b>
	<b>All Students</b>	<b>123</b>		<b>14</b>	<b>11%</b>	<b>23</b>	<b>19%</b>	<b>86</b>	<b>70%</b>

# MONMOUTH BEACH BORO

## 2021-22 Fall Start Strong Performance by Subgroup Program

### ELA/Language Arts

Distribution by Achievement Level (All Grades)



# MONMOUTH BEACH BORO

## 2021-22 Fall Start Strong Performance by Subgroup Program

### Mathematics

Grade Band	Race	Total # students Tested	% of students Tested	Support Levels					
				Strong Support May be Needed (Level 1)		Some Support May be Needed (Level 2)		Less Support May be Needed (Level 3)	
				2021-22	2021-22	2021-22	2021-22	2021-22	2021-22
				# of students	% of total	# of students	% of total	# of students	% of total
ES (G4-G5)	Section 504	4	8%	0	0%	0	0%	4	100%
	SpecEd	9	18%	1	11%	4	44%	4	44%
	GenEd	41	82%	0	0%	12	29%	29	71%
	<i>All Students</i>	50		1	2%	16	32%	33	66%
MS (G6-G8)	Section 504	2	3%	1	50%	1	50%	0	0%
	SpecEd	11	15%	6	55%	3	27%	2	18%
	GenEd	62	85%	7	11%	20	32%	35	56%
	<i>All Students</i>	73		13	18%	23	32%	37	51%
All Grades	<b>Section 504</b>	<b>6</b>	<b>5%</b>	<b>1</b>	<b>17%</b>	<b>1</b>	<b>17%</b>	<b>4</b>	<b>67%</b>
	<b>SpecEd</b>	<b>20</b>	<b>16%</b>	<b>7</b>	<b>35%</b>	<b>7</b>	<b>35%</b>	<b>6</b>	<b>30%</b>
	<b>GenEd</b>	<b>103</b>	<b>84%</b>	<b>7</b>	<b>7%</b>	<b>32</b>	<b>31%</b>	<b>64</b>	<b>62%</b>
	<b>All Students</b>	<b>123</b>		<b>14</b>	<b>11%</b>	<b>39</b>	<b>32%</b>	<b>70</b>	<b>57%</b>

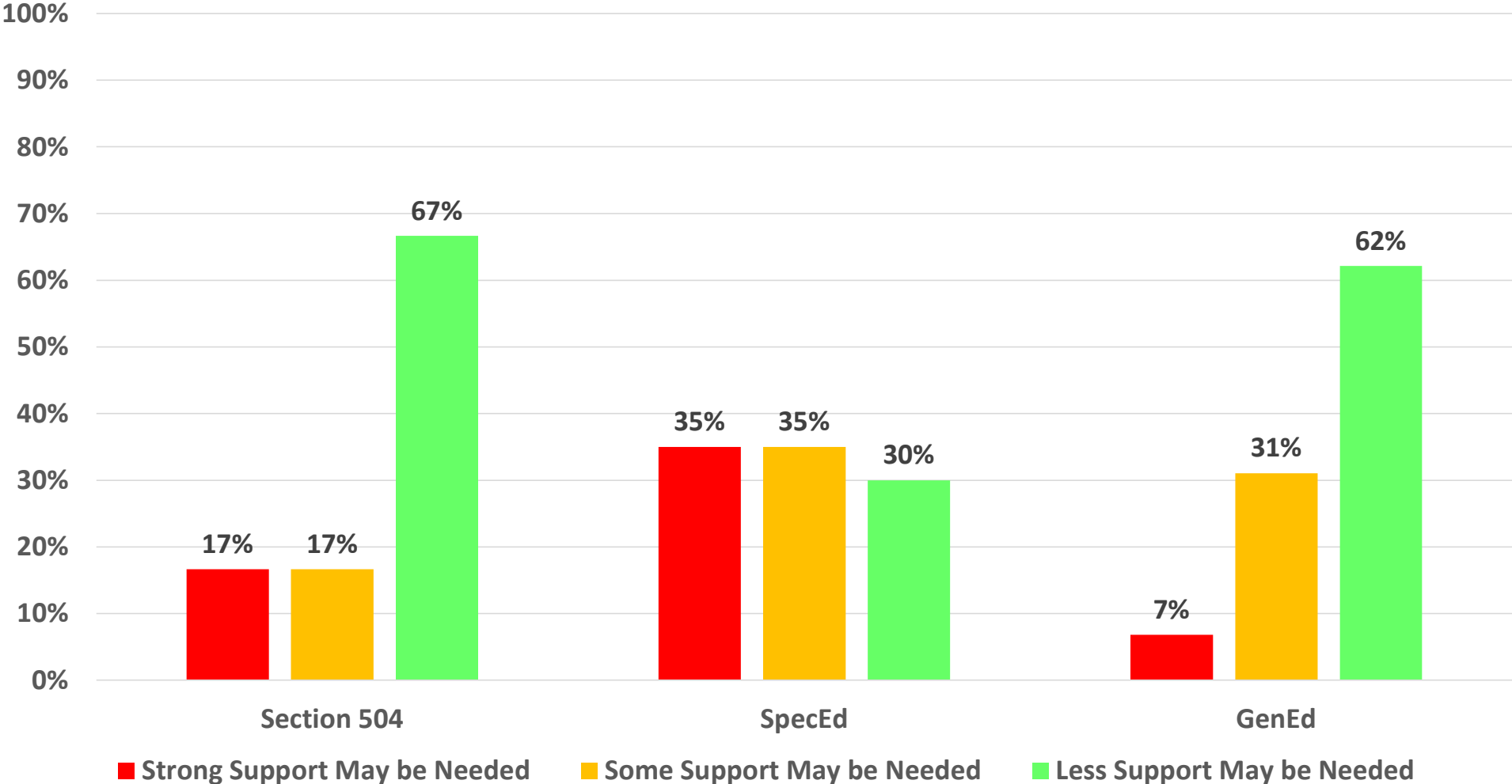
Middle School (MS) Grade Band Includes any Algebra I or Geometry results taken in Middle School

# MONMOUTH BEACH BORO

## 2021-22 Fall Start Strong Performance by Subgroup Program

### Mathematics

Distribution by Achievement Level (All Grades)



# MONMOUTH BEACH BORO

## 2021-22 Fall Start Strong Performance by Subgroup Program

### Science

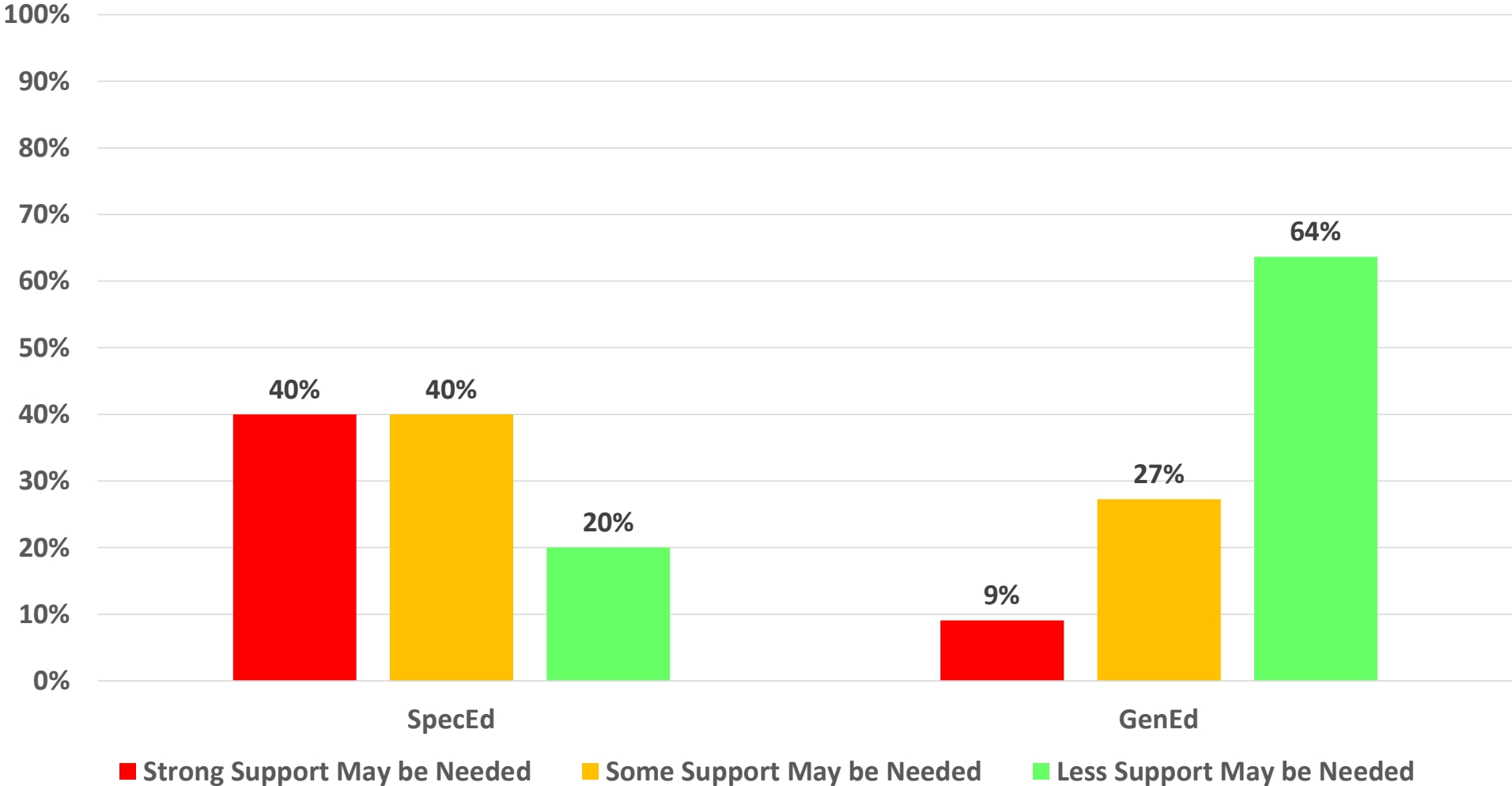
Grade Band	Race	Total # students Tested	% of students Tested	Support Levels					
				Strong Support May be Needed (Level 1)		Some Support May be Needed (Level 2)		Less Support May be Needed (Level 3)	
				2021-22	2021-22	2021-22	2021-22	2021-22	2021-22
				# of students	% of total	# of students	% of total	# of students	% of total
MS (G6-G8)	SpecEd	5	19%	2	40%	2	40%	1	20%
	GenEd	22	81%	2	9%	6	27%	14	64%
	<i>All Students</i>	27		4	15%	8	30%	15	56%

# MONMOUTH BEACH BORO

## 2021-22 Fall Start Strong Performance by Subgroup Program

### Science

Distribution by Achievement Level (MS)



■ Strong Support May be Needed    ■ Some Support May be Needed    ■ Less Support May be Needed